

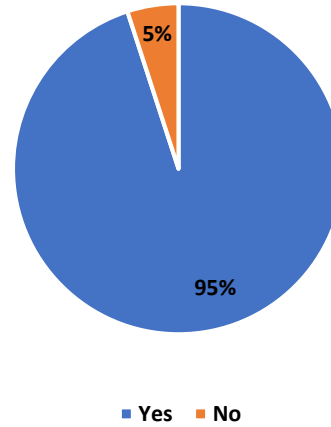


MOST RELEVANT RESULTS FROM 2022 LVM TUTOR PERCEPTION SURVEY

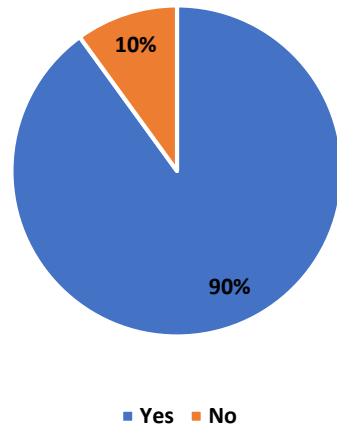
69 responses



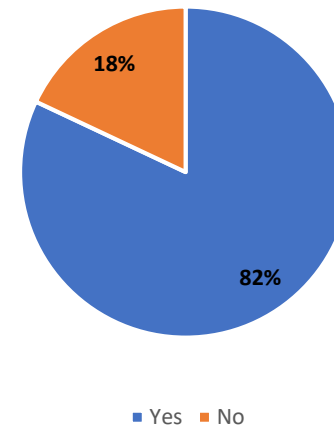
Did your student's conversational skills improve?



Did your student's reading skills improve?

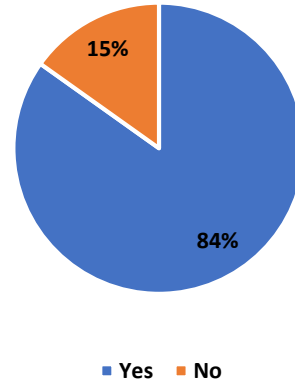


Did your student's writing skills improve?

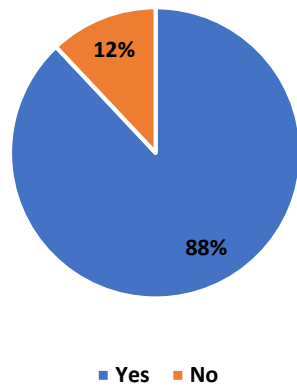




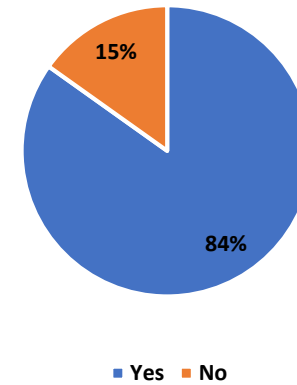
Do you think your student is more confident in their personal life?



Do you think your student is more confident at work?



Do you think your student is more independent and able to do more things for themselves?





PERSONAL/LIFE GOALS MET BY STUDENTS BETWEEN 6/30/21 AND 7/1/2022

Answer Choice	0%	100%	Number of Responses	Responses Ratio
Get a library card	<div style="width: 11%;"></div>		8	11%
Get better computer skills	<div style="width: 13%;"></div>		9	13%
Open an email account	<div style="width: 4%;"></div>		3	4%
Able to take better care of their health (e.g., follow doctor's instructions, nutrition, diet, exercise)	<div style="width: 31%;"></div>		22	31%
Able to read or listen to, and understand information about COVID and COVID safety rules	<div style="width: 24%;"></div>		17	24%
Buy a house or condo	<div style="width: 5%;"></div>		4	5%
Read and understand their mail better	<div style="width: 20%;"></div>		14	20%
ESOL STUDENTS ONLY: Learn about American culture	<div style="width: 56%;"></div>		39	56%
ESOL OR FORMER ESOL ONLY (noncitizens): Obtain U.S. citizenship	<div style="width: 2%;"></div>		2	2%
If a citizen, register to vote	<div style="width: 1%;"></div>		1	1%
If a citizen, vote	<div style="width: 2%;"></div>		2	2%
Read to a child or help them with homework	<div style="width: 13%;"></div>		9	13%
Have more contact with a child's teacher	<div style="width: 17%;"></div>		12	17%
None of the above	<div style="width: 13%;"></div>		9	13%
Total Responses			69	100%

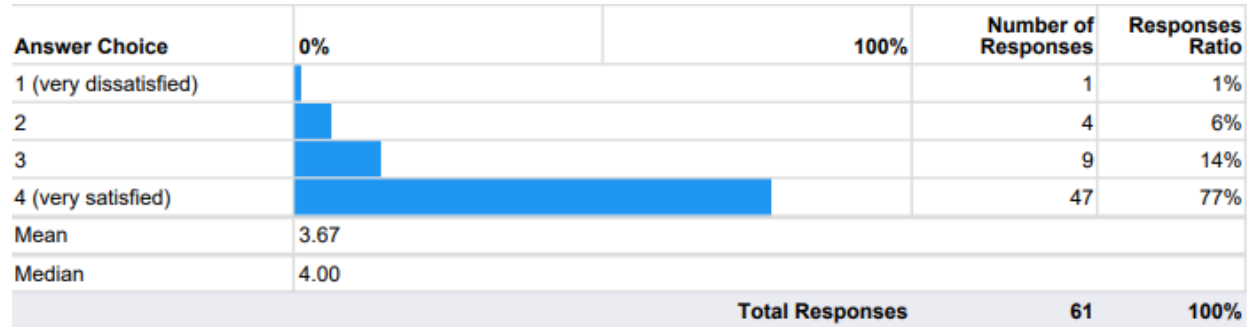


PROFESSIONAL GOALS MET BY STUDENTS BETWEEN 6/30/21 AND 7/1/2023

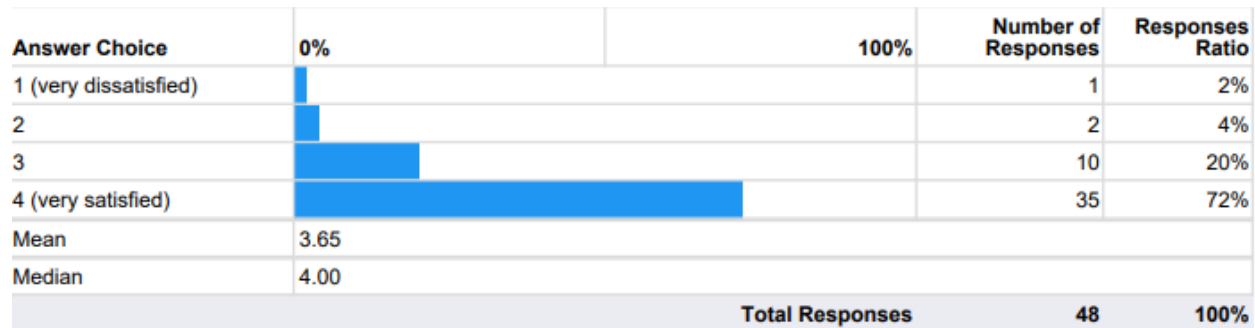
Answer Choice	0%	100%	Number of Responses	Responses Ratio
Student is not looking for work (e.g., unemployed, retired, disabled or college student)			12	17%
Perform better at their job			18	26%
Keep job by being able to meet new job requirements			4	5%
Get a promotion			4	5%
Get a pay raise			1	1%
Get a new job			11	15%
Get a new job that pays more			5	7%
Get a new job that they like better			5	7%
Start a business			1	1%
None of the above			23	33%
Total Responses			69	100%



SATISFACTION WITH THE STAFF EMAIL RESPONSE

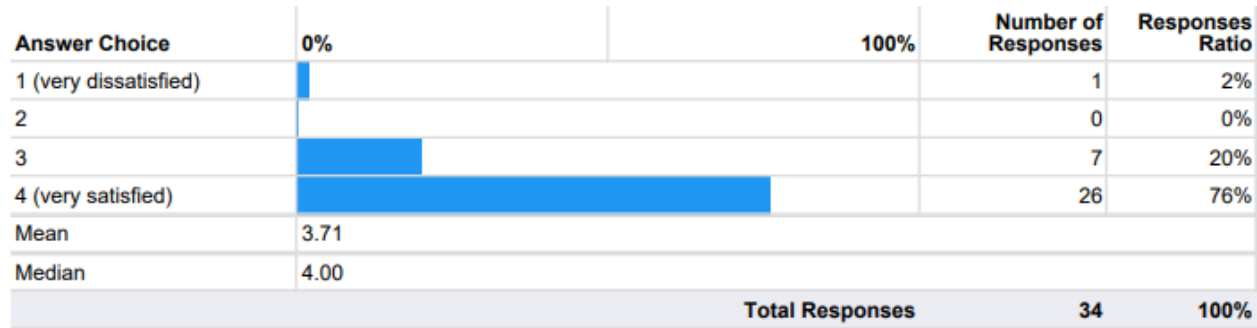


SATISFACTION WITH THE STAFF TELEPHONE OR ZOOM CONSULTATION

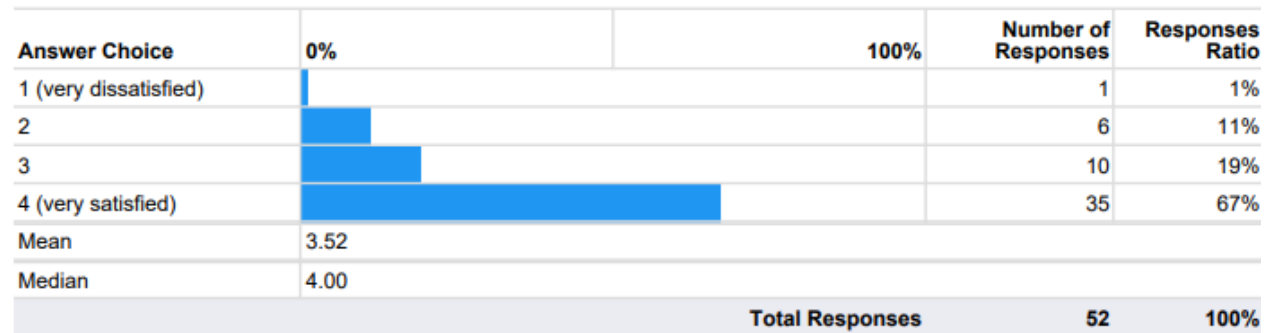




SATISFACTION WITH PERSONAL APPOINTMENTS OR DROP-IN DURING OFFICE HOURS



SATISFACTION WITH STAFF SUGGESTIONS, PROBLEM SOLVING AND GUIDANCE





SATISFACTION WITH WORKSHOPS, TRAINING, IN SERVICE SESSIONS

Answer Choice	0%	100%	Number of Responses	Responses Ratio
1 (very dissatisfied)			1	2%
2			2	4%
3			12	29%
4 (very satisfied)			26	63%
Mean	3.54			
Median	4.00			
Total Responses			41	100%



THANK YOU FOR YOUR
PARTICIPATION!