

Online Dating

An Introduction

Outline

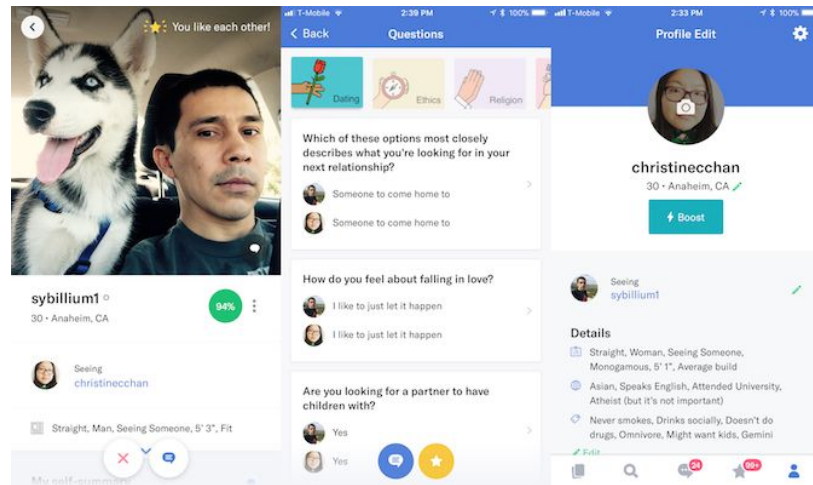
— — —

- Different dating services
 - General
 - Specific
- Creating a profile
 - Photos
 - Information
- Messaging and talking with people
 - How to initiate conversation
 - When to ask someone out
- Meeting up
 - Keeping yourself safe
 - Giving away personal information

Dating Sites & Apps



- Matches are made through answering questions
- Only people who match with each other can chat
- Lots of room to express yourself
- Free with paid option



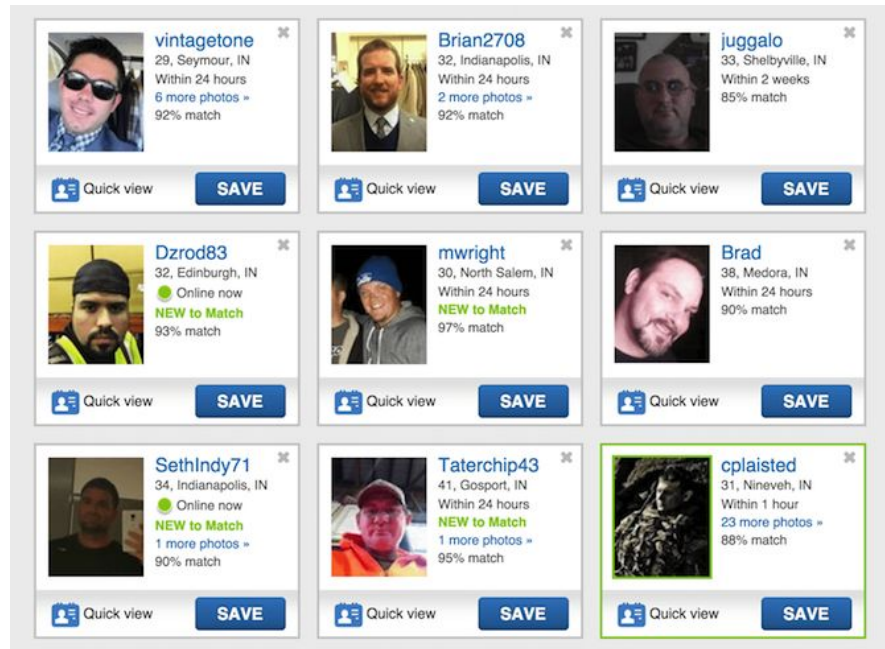


- Simple interface, limited bio
- Swipe left and right to match with people
- Visual - reliant on photos
- Superlikes let a potential match know you're interested
- Free with paid option



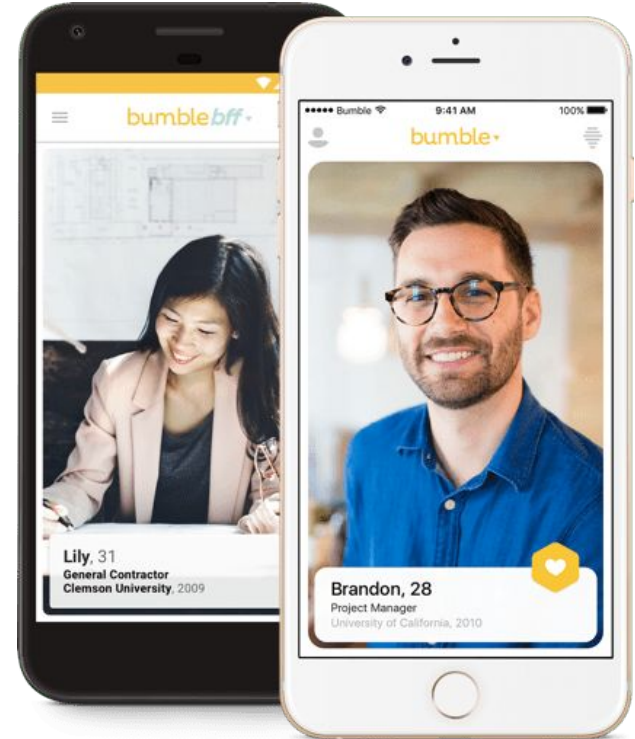
match

- Focused on finding a long term relationship
- More older users than OKC or Tinder
- Communities feature makes it stand out
- Fee based - pricey, but helps make sure users are serious






- Very similar to Tinder
- Selling point is that only women can send the first message
- Also has features for meeting friends & making business connections
- Free with paid option



Niche Sites



Dating for Jewish singles



Farmers, ranchers, rural singles



Dating for Christian singles

The Atlasphere

Dating for Ayn Rand fans

Questions to ask yourself

— — —

- What am I looking for?
- How much do I want to share?
- How much time do I want to spend on this?
- Do I want to spend money on it?



Step One: Creating a profile

For apps with short bios

— — —

DO:

- Something clever and attention grabbing
- True to yourself
- Make it sound like you
- Show your interesting side
- Mention your passions

DON'T:

- Overuse emojis
- Focus on what you don't want
- Leave it blank
- Quote someone else
- Copy something from the internet

For sites with long bios

— — —

DO:

- Be honest
- Take time to think about what you want to convey
- Talk about your passions
- Show your sense of humor

DON'T:

- Write long essays
- Focus on what you aren't looking for
- Leave sections blank

Adding photos

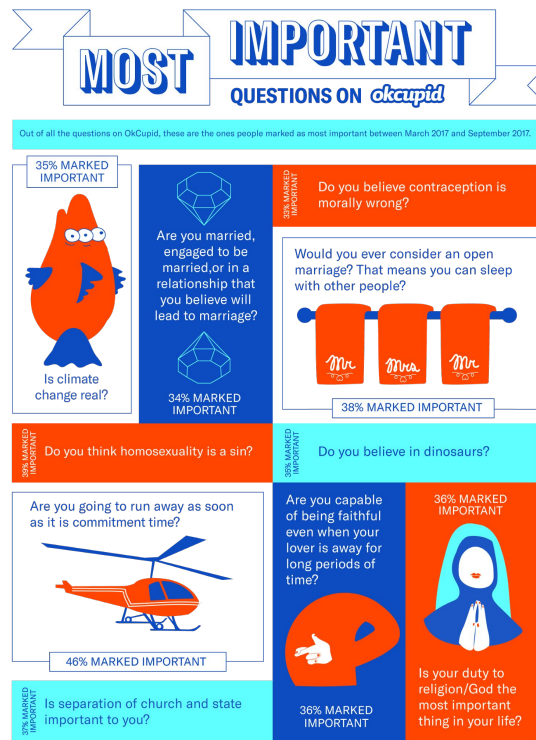
— — —

- Make sure they are (relatively) current
- They should look like you
- Be the only person in 80% of the photos
- Action shots - show your interests
- Don't use crazy filters



Answering questions - Match, OKC, etc.

- BE HONEST
- Don't be afraid to not accept a certain answer
- Add explanations or clarification
- Say what you feel
- Skip a question you don't feel comfortable answering



Messaging

Sending the first message

— — —

- Comment on something they've written in their profile
- Ask them a question
- Don't be rude
- If they don't reply, move on
 - Don't send a follow-up message



Have a conversation

— — —

- Send a few messages back and forth until you're comfortable
- Do they seem normal?
Interesting? Like someone you'd like to meet?
- Ask them out!

Meeting

Arranging to meet

- Do all of your scheduling over the app
- Don't share phone number, address, etc.
- Choose someplace you'll both enjoy!
- Pick someplace where you can talk



Be vigilant

— — —

- If anything seems off, don't meet them
- Schedule your date in a public place
- Make sure someone else knows where you're going and when
- Check in with them



Now have fun!

(I don't have a guide for how to do this)

Questions?